



TANFIELD  
SCHOOL

HARD WORK | TRUST | FAIRNESS

Sept 24

## Remote learning and homework letter

Dear parent/carer,

It was great to welcome back all of our students in school following the summer break. We continue to be impressed with their fantastic attitude to learning and with the strong start made to this term. To continue to build upon this, the following information sets out our approach to work for absent students and to homework. There will be an information session for parents and carers on Wednesday 18th September 2024 5pm-6pm at Tanfield School covering remote learning, revision and homework.

Homework will start on Monday 9th September inline with the homework timetable.

### Absent students

Some students may be absent due to illness, whilst some students will need to self isolate if they test positive for Covid-19. For those students who are self isolating but well enough to work, we are providing work on Google classroom. For all students they have a designated subject classroom. They need to follow these steps:

- Go to the subject Google classroom
- Go to the classwork folder in that Google classroom
- Students should follow their usual timetable, therefore, open the relevant subject Google classroom where the learning resources are located in Cycle 1 Learning Resources 2024.
- Click on and join the meet to the live lesson which is located on the stream page.
- Open the ebooklet or assignment for that lesson and complete the recap or Do Now at the start of the lesson.
- The teacher will teach live to both the students isolating and those in school and give feedback on the work

### Our homework approach: Why we do what we do

At Tanfield, a culture of revision is at the heart of students' everyday practice in Morning Meetings, in lessons and it is central to all home learning. Each students' Morning meetings and Homework book is a key part of this process. Homework is designed to ensure the development of powerful knowledge and practise the application of that knowledge. Homework enhances student learning, improves achievement and develops students' independent study skills and as such is an integral part of the curriculum. Students are given all the learning resources that they need to complete homework and extended support is available at school for students to maximise their learning.

Our homework approach is focused on:

- developing the ability of your child to remember what has been taught in their lessons;
- developing the use of knowledge organisers to ensure that your child learns the key knowledge;
- allowing your child to practise applying their knowledge and checking their understanding;
- preparing your child for examinations;
- developing powerful learning habits including Hard Work and Resilience.

TANFIELD SCHOOL  
HEADTEACHER Steven Clough BSc (Hons) NPQH

Tanfield Lea Road, Stanley, County Durham, DH9 8AY

enquiries@tanfieldschool.co.uk

01207 232 881

@TanfieldSchool @TanfieldSchool

www.tanfieldschool.co.uk

We maximise the opportunities for retrieval practice and to allow students to develop additional revision techniques building upon their experience of using Look, Cover, write and Check. No homework task should take more than an hour for students to complete.

### Year 7, 8 and 9

All students complete six brain dumps for all the subjects from that day. They will fill a full page of their Reflection and Retrieval Books and focus on what they have learnt.

#### English, Science and Maths homework

- These subjects are timetabled for 3 times a week with 3 on the same night.
- The quizzing for English and Science will be via Tassomai and will have a daily goal task.
- Maths is Sparx

Students will not be expected to do any other tasks on the English, Maths and Science nights, other than the quizzes and brain dumps.

Both Tassomai and Sparx have been proven to improve students' grades if done regularly. Once a week is not enough to have an impact, hence the focus three times during the week. Doing these three quizzes should still not take any more than an hour. Please get in touch if you feel like your child is spending much longer than this so that we can help them.

#### For other subjects on Tuesdays and Thursdays

Students will still complete a quiz based on a presentation and a section of their Knowledge Organiser. However, students will then use Look, Cover, Write and Check to recall knowledge learnt to date and then add in the new learning from the homework. This will be Look, Cover, Write and Check using the current approach of black and green pen and completed for a full page in their Reflection and Retrieval books.

### Years 7, 8 and 9 Homework timetable

WEEK A	MONDAY	TUESDAY	WEDNESDAY	THURSDAY	FRIDAY
	Brain Dumps	Brain Dumps	Brain Dumps	Brain Dumps	Brain Dumps
	Sparx: MATHS Tassomai: ENGLISH and SCIENCE	HISTORY Google Quiz Revision Strategy	Sparx: MATHS Tassomai: ENGLISH and SCIENCE	French Google Quiz Revision Strategy	Sparx: MATHS Tassomai: ENGLISH and SCIENCE
WEEK B	MONDAY	TUESDAY	WEDNESDAY	THURSDAY	FRIDAY
	Brain Dumps	Brain Dumps	Brain Dumps	Brain Dumps	Brain Dumps
	Sparx: MATHS	GEOGRAPHY Google Quiz	Sparx: MATHS	RE Google Quiz	Sparx: MATHS

	<b>Tassomai: ENGLISH and SCIENCE</b>	Revision Strategy	<b>Tassomai: ENGLISH and SCIENCE</b>	Revision Strateg	<b>Tassomai: ENGLISH and SCIENCE</b>
--	--	----------------------	--	---------------------	--

## Homework



### Part 1: Brain Dump in Reflection and Retrieval Books



- Each night complete the Brain Dumps for the Day in your Reflection and Retrieval book.
- Under the headings prepared in the morning meeting, think about and write down what the key learning was in those lessons. Spend 2 ½ minutes on each subject. This allows students to review what they have learned in each lesson that day

### Part 2: Online quizzing via Sparx or Tassomai access via the Pupil Access tab <https://students.tanfieldschool.co.uk/>

<b>Sparx Maths</b>	<b>Complete all tasks as set for each week.</b>	 TASSOMAI	<b>Complete the daily goals minimum 3 times a week for English, Science, Geography and History.</b>
--------------------	---	---	---

### Or Part 2: Quizzing and Look, Cover, Write and Check on the Subject set that night

- |  |  |
|--|--|
| <br><br> | <ul style="list-style-type: none"> <li>• Go to the individual Google classroom on the day set out in the timetable above (on Tuesday and Thursday). They may not have had that subject that day but the homework is based around the knowledge organisers and specific quiz.</li> <li>• Read the instructions, watch the presentation/clip on the section of the Knowledge Organiser or topic that you are going to be focusing and learning that night. This will be in the Google form that will be set as the assignment in Google Classroom.</li> <li>• <b>Complete the Google Quiz</b> based on what you have learnt and aim for <b>100%. Remember to submit it.</b></li> <li>• Optional Stretch Task for subjects other than Maths, English and Science</li> </ul> |
|--|--|

- |  |   |
|--|---|
| <br> | <p><b>LOOK</b></p> <ul style="list-style-type: none"> <li>• use the sections of your Knowledge Organiser (KO) that you are guided to use in the Google form</li> <li>• spend 2-3 minutes LOOKING and trying to learn part of the section of the KO</li> <li>• only focus on 2-3 key words or ideas at a time</li> </ul> <p><b>COVER</b></p> <ul style="list-style-type: none"> <li>• Turn the KO over so that you cannot see it</li> </ul> <p><b>WRITE</b></p> <ul style="list-style-type: none"> <li>• Now try to rewrite the section you tried to learn in black pen</li> </ul> <p><b>CHECK</b></p> <ul style="list-style-type: none"> <li>• Next, using green pen, check what you wrote: tick what is right, then correct or improve any areas that need it</li> </ul> |
|--|---|

**Repeat this process to:**

- learn the set section of the KO and cover a full page of your Reflection and Retrieval book. There should be black and green pen evident.

Advisors will be checking the brain dumps daily and Look, Cover, Write and Check each Wednesday and Thursday to ensure that the homework has been done. If the homework is not done, students will receive a homework detention that night to complete it.

**Examples of a brain dump**



TANFIELD SCHOOL  
HEADTEACHER Steven Clough BSc (Hons) NPQH

Tanfield Lea Road, Stanley, County Durham, DH9 8AY

enquiries@tanfieldschool.co.uk

01207 232 881

@TanfieldSchool

@TanfieldSchool

www.tanfieldschool.co.uk

## Bratland

### French

- j'habite à Burnopfield près de Newcastle dans le nord est de l'Angleterre avec ma famille
- une maison - house, un appartement - flat
- une ferme - farm
- bord de la mer - by the sea
- au campagne - in the countryside

### Science x2

- noble gases - group 0 - unreactive because they have full outer shell so don't need to gain lose any electrons
- helium + neon - lighter than air so float
- neon - used in signs
- krypton - eyes fixings
- argon very unreactive - keep calcium in it
- gases at room temperature - boiling & melt points increase as you go down
- helium has 2 electrons

### Maths

- rounding
- decimals
- where how many of numbers would round that number
- inequality signs

### Music

- Musical Notation









**Example of Look, Cover, Write and Check**

LCWC  
 Dissolving is the process of mixing a soluble solute into a solvent until it is fully incorporated into the liquid to make a substance.  
 Dissolving can be sped up by stirring, surface area and temperature.  
 Soluble - Ability to be dissolved.  
 Solvent - Liquid that does the dissolving. / Substance that something dissolves in.  
 Solute - Something that dissolves in the solvent.  
 Solution - Combination of a solute that has dissolved in a solvent. Solute - The substance that is dissolved. Solution - A liquid containing a dissolved solid or another liquid.  
 Compounds are substances that contain different types of particles but are chemically bonded together. Compounds are two or more elements chemically bonded together, for example carbon dioxide contains carbon and oxygen. Mixtures contain elements that are not chemically bonded together. They can be separated easily. Contain substances that are not chemically bonded.  
 A pure compound or element contains one substance and one substance only. Nothing else is mixed in with it. An impure substance contains a mixture of elements or compounds, or it could be both. All other substances are mixed with a pure substance.  
 Dissolving is the process of mixing a soluble solute into a solvent until it has fully incorporated into the substance. This creates a solution. Soluble - The substance is able to be dissolved. Solvent - The liquid that dissolves the solute. Something dissolves in it. Solute - The substance that dissolves.

**Year 10 Homework Timetable**

WEEK A	MONDAY	TUESDAY	WEDNESDAY	THURSDAY	FRIDAY
	MATHS: Sparx	OPTION A	MATHS: Sparx	OPTION B	MATHS: Sparx
	ENGLISH, SCIENCE, HISTORY AND GEOGRAPHY: TASSOMAI	.....	ENGLISH, SCIENCE, HISTORY AND GEOGRAPHY: TASSOMAI	.....	ENGLISH, SCIENCE, HISTORY AND GEOGRAPHY: TASSOMAI
WEEK B	MONDAY	TUESDAY	WEDNESDAY	THURSDAY	FRIDAY
	MATHS: Sparx	OPTION C	MATHS: Sparx	OPTION D	MATHS: Sparx
	ENGLISH, SCIENCE, HISTORY AND	.....	ENGLISH, SCIENCE, HISTORY AND	.....	ENGLISH, SCIENCE, HISTORY AND

<b>GEOGRAPHY:</b> TASSOMAI	<b>GEOGRAPHY:</b> TASSOMAI	<b>GEOGRAPHY:</b> TASSOMAI
-------------------------------	-------------------------------	-------------------------------

<b>Homework</b> <b>Part 1: Quizzing and Revision Strategy and Part 2: A Subject specific task to apply your knowledge and develop skills</b>	
<b>Part 1: Online quizzing via Sparx or Tassomai</b>	
	<b>Complete all tasks as set for each week.</b>
	<b>Complete the minimum of 3 fractional daily goals a week for English, Science, Geography and History.</b>
<b>Or</b> <b>Part 1: Quizzing and Look, Cover, Write and Check or guided revision strategy on the Subject set that night</b>	
	Watch the presentation on the section of the Knowledge Organiser that you are going to be focusing and learning that night. This will be in the Google form that will be set as the assignment in Google Classroom.
	<b>Revision strategy section of your homework.</b> Remember to cover a page of your Reflection and Retrieval book. Using black and then green pen for corrections if using Look, Cover, Write and Check.
	<b>Complete the Google Quiz based on what you have learnt and aim for 100%. Remember to submit it.</b>
<b>Part 2: A Subject specific task to apply your knowledge and develop skills</b>	
 <b>Your class teacher may set you an additional task. This may be:</b> <ul style="list-style-type: none"> <li>• using GCSEPod or KOs to create a set of Cornell Notes or a Mind Map;</li> <li>• practice exam style question;</li> <li>• further reading or research;</li> <li>• or something else.</li> </ul>	

### BTEC subjects

Homework will be set in line with the current course focus:

- coursework- directed tasks on coursework
- quizzing or practice questions in preparation for exams/assessments.

If a student is absent for 4 or more days, homework incompleteness will not be sanctioned for the days when a student was not in school. For any other length of absence, students are required to complete all homework. Junior Champions is available for all students 3:10-4pm for homework support which is staffed and the Link is available for students who access this area.

Once again, I want to thank you all for the continuing support. It really is making a big difference to what we are achieving and will continue to achieve as a team.


Take care,





TANFIELD SCHOOL

HEADTEACHER Steven Clough BSc (Hons) NPQH

Tanfield Lea Road, Stanley, County Durham, DH9 8AY

 [enquiries@tanfieldschool.co.uk](mailto:enquiries@tanfieldschool.co.uk)

 01207 232 881

 @TanfieldSchool

 @TanfieldSchool

[www.tanfieldschool.co.uk](http://www.tanfieldschool.co.uk)








**TANFIELD SCHOOL**

HEADTEACHER Steven Clough BSc (Hons) NPQH

Tanfield Lea Road, Stanley, County Durham, DH9 8AY

 [enquiries@tanfieldschool.co.uk](mailto:enquiries@tanfieldschool.co.uk)

 01207 232 881

 @TanfieldSchool

 @TanfieldSchool

[www.tanfieldschool.co.uk](http://www.tanfieldschool.co.uk)